

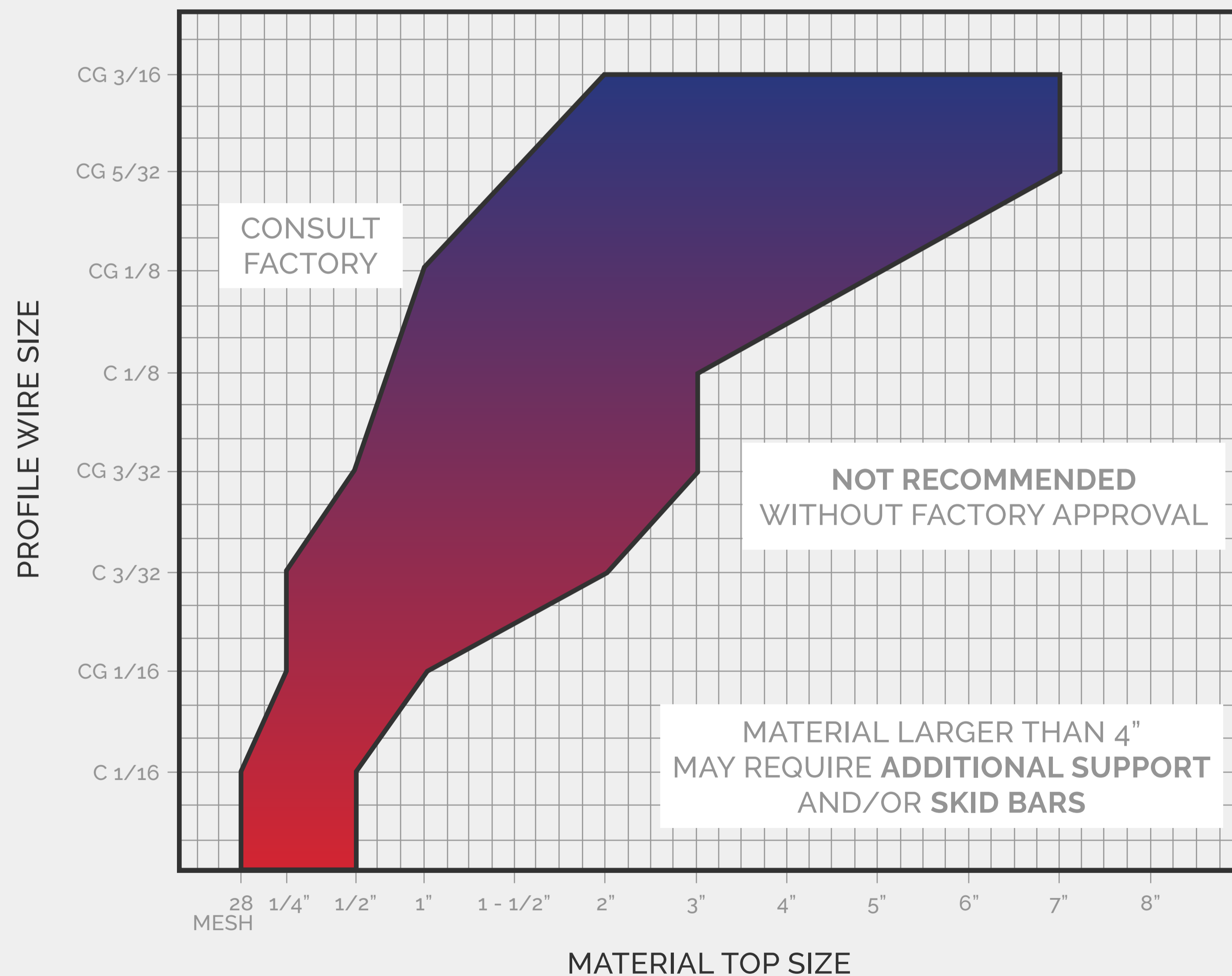
PRACTICAL & CREATIVE SCREEN DESIGNS FOR ALL INDUSTRIAL APPLICATIONS.

DEWATERING CAPACITY, STATIC SIEVE BEND (GPM Per Linear Foot of Screen)

Profile Wire	.010" 1/4MM	.013" 1/3MM	.020" 1/2MM	.030" 3/4MM	.040" 1MM	.050" 1-1/4MM	.060" 1-1/2MM	
.030	100	115	160	*	*	*	*	*
.045	60	75	145	*	*	*	*	*
C1/16	35	60	130	195	240	270	*	*
C3/32	*	*	100	100	195	215	240	280
C1/8	*	*	70	125	155	185	210	240

% SOLIDS: 20% @ 50#/FT³
30% @ 100#/FT³
40% @ 150#/FT³

WIRE APPLICATION GUIDE - FLAT SCREENS



NOTES

- 1) Based on 50 pounds per cubic foot
- 2) As in all screen applications, impact of falling material and velocity and volume must be held to a minimum. Consult with your screen application engineer.

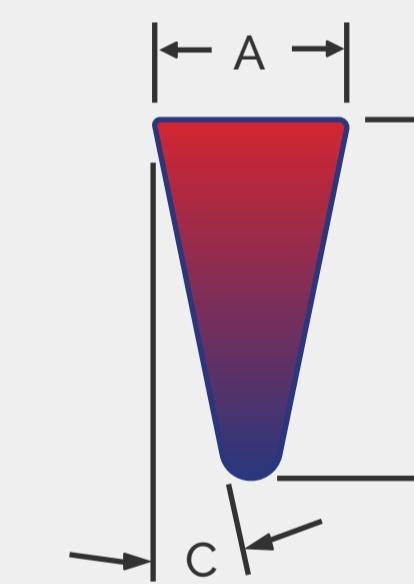
SCREEN ROD SELECTIONS

ROUND RODS

ACTUAL SIZE

- 1/8"
- 5/32"
- 3/16"
- 1/4"
- 5/16"
- 3/8"
- 1/2"

"C" PROFILE

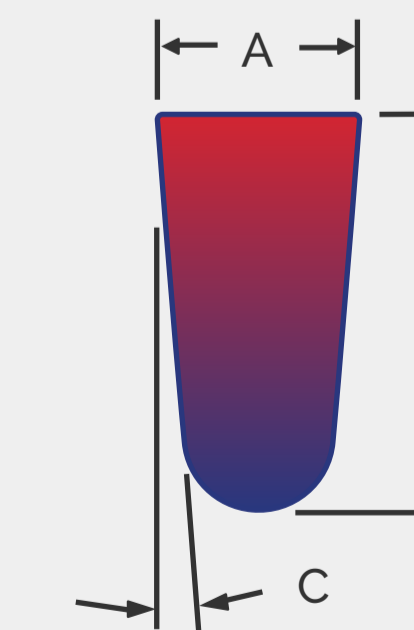


1 - 1/2 TIMES ACTUAL SIZE

	.030"	.045"	1/16"	3/32"	1/8"
A	.030"	.045"	1/16"	3/32"	1/8"
B	1/16"	3/32"	7/64"	5/32"	13/64"
C	-	-	13°	13°	13°

A - WIDTH OF ROD
B - DEPTH OF ROD
C - ANGLE OF INCIDENCE

"CG" PROFILE



1 - 1/2 TIMES ACTUAL SIZE

	1/16"	3/32"	1/8"	5/32"	3/16"
A	1/16"	3/32"	1/8"	5/32"	3/16"
B	7/64"	11/64"	7/32"	19/64"	11/32"
C	-	5°	5°	5°	5°